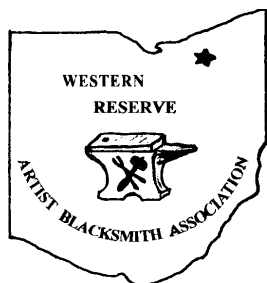


"Tales of the Western Reserve"



WRABA

Western Reserve Artist Blacksmith Association

WHAT YOU CAN FIND INSIDE:

WRABA President's Letter 3

Future Hammer-Ins 4-5

WRABA Conference 6-7

June Hammer-In Photos 8-9

Classifieds 10

ABANA Conference 11

WRABA Membership Renewal for inclusion in WRABA Events and newsletter 12

UPCOMING EVENTS:

- July 17 **WRABA/NOB** Joint Hammer-In
- July 30, 31-August 1 Antique Power and Steam Show
- August 8 **WRABA** Family Picnic
- August 7-8 Nature Arts Festival
- August 27-29 Bladesmithing Expo
- August 14 Raccoon County Music Festival
- September 24-26 **SOFA** Conference
- October 10 **WRABA** Hammer-In
- October 23 Blacksmith Design Workshop
- October 9-10 Apple Butter Festival
- November 6 **WRABA** Hammer-In

Our Past Events


The April Hammer-In was at Gary Kruse's machine shop. He was using a forge that was a large furnace that could heat the shop in the winter. Gary showed us how to make an eye bend. It began like a hook set back a ways from the end of the stock. Then the shorter end was bent to meet the other corner of the eye bottom. The ends were then made parallel to each other. The end of the short side was bent around the longer side some. A bar through the eye could then complete the twist of the parallel sides in a vice. Marc Yanko, Roy Troutman and a few others also experimented making Mokume-gane from quarters. As in the coin. These made an appearance again at our conference.

Brad Weber's May Hammer-In: In the beautiful hills of South Eastern Ohio we came once again to Brads "Gobbler Forge." The road department has a sense of humor as Mill Hill Road has a double yellow in the center but it is a one lane road. We had a great demo of forging a horse shoe by one of brads friends. I will never forget the stories John Brown told while making the shoe. His gift of gab was wonderful. Brad had some puzzles on the tables that boggled the mind. They were pieces of 2x2 wood with 3 -5 notches cut out and a hole drilled through the middle notches and a nail (hand forged) through the hole. It is impossible to do!!! How it was done is Brad's secret.

We had a great demo by Bruce Woodward on the treddle hammer forging the famous Frog. Lord and Lady Windowsmear were present as they enjoyed our company so well at last years conference. During Bruce's demo the red hot frog jumped in to the slack bucket at least three times while being hammered on the anvil. Well, Lord Windowsmear, being the environmentalist and animal lover that he is, dove head first in to the slack tub and saved the frog each and every time. It was one of the most self sacrificing deeds that the gathered smiths had ever seen. We bid the traveling Pro and his Lady good-by early as they had a previous engagement.

Those of you that missed the great food and demos also missed Brads Sun Dial that takes up the outside south wall of his shop. When finished he will be able to tell the time, hour and minute, month and day of the year and all solstices; a remarkable undertaking. So it was in the Hills by Tappen Lake forging with Brad and friends.

(Thanks to Bob Temple for this article.)

President**Ralph Neumeister**

Auburn Township, Ohio
Mlforge@cebridge.net
 440-552-9560

Vice-President**Roy Troutman**

Streetsboro, Ohio
 330-678-2013

Secretary**Bruce Woodward**

Madison, Ohio
 440-428-0822
Woodward-ron1@roadrunner.com

Treasurer**Linda Woodward**

Madison, Ohio
 440-428-0822
Woodwardla@hiram.edu

The Western Reserve Artist Blacksmith Association (WRABA) is a non-profit, educational organization, an affiliate of the Artist Blacksmith Association Of North America (ABANA).

We are dedicated to preserving and promoting the art and craft of hand forging iron. WRABA, our group of blacksmiths meet monthly to share information and techniques at the smithy of one of its' members or at Century Village in Burton, Ohio.

A Membership application is on the back cover of this newsletter.

www.wraba.com

Get information on our organization. Find out what is going on and take a look at some great pictures of what we've been doing.

The WRABA Newsletter is composed and written by the editor except as indicated. Material may be reprinted except as noted, with proper credit given.

WRABA, its officers, demonstrators, writers, editor and members specifically disclaim any responsibility or liability for any damages or injuries as a result of the use of information published in the WRABA News or demonstrated at conferences or at meetings. Every effort is made to insure the accuracy and safety of all the information provided, but the use of any information published herein is solely at the user's own risk.

Deadline for articles to be put in the newsletter: Sept. 15th, Dec. 15th, (these dates are in the month prior to the issue coming out on the 1st)

Editor

Jeffrey Nau
 4922 Treeline Dr.
 Brunswick Hills, Ohio 44212
 330-460-0035
jeffrey@naufamily.net

Board Members**Art Wolfe**

Chesterland, Ohio
 440-729-0777

artjudywolfe@sbcglobal.net

Bob Temple

2011

Bristolville, Ohio
 330-889-3952

Drbobcatt@netscape.net

Marc Yanko

2010

Chardon, Ohio
 440-286-6059

mwyanko@hotmail.com

John Matson

2010

Kinsman, Ohio 44428
 330-876-5375

Marty Reisig

2011

Tallmadge, Ohio
 330-633-3747

Don Pfaff

2011

330-525-7836

Burton

Bob Temple
 Ralph Neumeister

Fundraising

Bob Temple
 Art Wolfe

Special Events

Bob Temple
 Roy Troutman

Hammer-in

Roy Troutman

Tips Editor

Ralph Neumeister

Committees**Membership:**

Ralph Neumeister
 Bruce Woodward
 Gary Kruse
 Frank Strock

Scholarship:

Bruce Woodward
 Bob Temple
 Roy Troutman
 Lou Molvin

Workshops:

Ken Tucker
 Roy Troutman
 Rocky Whitfield
 Bob Temple
 Marty Reisig
 Bob Brown
 John Kravin

Website:

Ralph Neumeister

Sunshine:

Art Wolfe

Library:

Bob Brown

Stores:

Jack Kothera

President's Letter June 2010

Hope all is well and forge fires are burning, we have had several hammer-ins so far this year with good attendance. Hope they have been enjoyable for you. We seem to be getting warm weather and with that lots to do around the house. I know I don't get to the forge as much as I would like.

By the time you read this our hands on conference will be over. We would like to bring in a good demonstrator for next years conference. If you have suggestions please let us someone on the board know. We can only do this with help for our members. That is helping with the logistics as well as attendance. We would like to know who or what you would like to see or if you don't want to continue with this let us also know. We must make a decision on this by August of this year, to make it happen for next year.

This is your group so if you don't like the direction taken by your board let someone know, and if you are happy let us know that too.

Have a happy summer and learn all that you can, hope to see you at Ky Green's Hammer-in with all our friends from NOB.

Ralph

If anyone is willing to receive their copy of this newsletter online, please email the editor at jeffrey@naufamily.net. You will receive it in color and as soon as it is completed. This will save the club money on printing and postage. Newsletters can be found at wraba.com.

**19th Annual
Nature Arts Festival**

Saturday and Sunday August 7th—8th, 2010 10 AM—5 PM

**West Woods Nature Center
9465 Kinsman Road (Route 87) Russel Township in Geauga County**

Contact Marc Yanko for more details.

July Joint Hammer-In with NOB

Annual Picnic and Pig Roast

Saturday 17th, 9:00AM

Iron-in-the-hat

Pot-luck lunch

Ky Green

5115 State Rt 60

Wakeman, OH 44889

Demo:TBA

Activities: Try your hand at Bill Hahn's portable forge. Enjoy the good company and great food.

Directions: Now for the important part. MapQuest, Google, etc are incorrect by several miles. The situation is this. We have a Wakeman address, but do not go into Wakeman. We actually live in Vermillion township on Rt. 60.

. 2 (90), get off at Rt. 60 (Vermillion exit) and head **South (left)** approx. 3 miles to my house. I'm on the right (West) side.

Coming from the East on 113, turn right (north onto Rt. 60 and go approx. 2.5 miles. I'm on the left.

If traveling on the Turnpike, you'll need to get off at the Baumhart road exit and go North to Rt. 2 or South to Rt. 113.

At this point you can head West on Rt. 60. Questions-Please call 440-967-6965 (H) or 440-935-5107 (C).

August Hammer-In

Annual WRABA Family Picnic

Sunday 8th, 11:00AM

Pot-luck lunch

Art and Judy Wolfe

12090 Caves Rd.

Chesterland, OH 44026-2104

Activities: Again, enjoy the great company and great food.

Directions: Off of Route 322, between 84 and 44.

Mid-America Bladesmithing Expo & Knife Show

August 27-29, 2010

Offered by the American Bladesmith Society and hosted by the Sothern Ohio Forge and Anvil at the Miami County Fairgrounds in Troy, Ohio just north of Dayton.

See www.americanbladesmith for registration & information

September SOFA Conference 24th to 26th

Miami County Fairgrounds -
Troy, Ohio just north of Dayton

The biggest regional blacksmithing conference in the world (and the least expensive).
Demos include architectural, contemporary, traditional blacksmithing, Damascus knives and casting.
A beginning/hands-on forging area is open. All this and great tailgate sales too`.
The Gallery feature will be mixed metals (half iron and half nonferrous).
See www.sofablacksmiths.com for registration & info.

October Hammer-In Sunday 10th 9:00 AM

Iron-in-the-hat
Pot-luck lunch

Bruce Woodward
6374 Lake Road West
Madison, Ohio 44057
440-428-0822

Demo on flower rosettes and make a base for the rosettes.

Workshop on Blacksmith Design with Chris Holt from PAABA (Pittsburgh Blacksmiths)
Saturday, October 23rd 9:00 AM
Ken Tucker's shop
4594 Lanterman Rd.
Youngstown, OH 44515
330-792-9722 Or Roy Troutman 330-678-2013

November Hammer-In Saturday 6th 9:00 AM

Iron-in-the-hat
Pot-luck lunch


Hale Farm & Village's Blacksmith Shop
2686 Oak Hill Rd.
Bath, OH 44210-0296

Hale's master blacksmith Marty Reisig will demonstrate. Marty is really a grand host.
The shop is small and forge heated, so dress for the weather.

木目金 (Mokume-gane—Wood Grain-metal) is a Japanese metal style made from welding layers of different metals. This is the style used in Japanese Katana swords as well.

This was made at the April Hammer-In and was then demoed at our Conference.


The quarters (about \$4.00) were heated in a gas forge until the sides began to turn a shiny bright orange colour. Lightly tap the quarters to initiate a weld. Reheat again until you see shiny, wave-like colour changes. It is best to use tongs with long, flat jaws. Flatten the coins until they are a larger single disk of about 3/16" thick.. Then grind the disk with grooves along the face of one side. Flatten this side. Belt sand when done to remove the black so that you can see the patterns formed.



Marc Yanko made these tongs for this purpose



Grind waffled grooves on one face to expose the layers



Note the resulting patterns of the silvery and coppery colors

May Hammer-In at Gobbler Forge



Brad Weber, the host



John Brown forging a horseshoe and sharing tales



Bruce Woodward forging frogs

WRABA Conference

In the morning, Roy Troutman demoed flowers. After lunch, Marc Yanko demoed tongs, tomahawks, and Mokume-gane. The second day was for making these ourselves.



Marc Yanko forging a tomahawk.



A farrier's rasp is bent into three parts and welded for the tomahawk head (The tang and curved end were cut off first)

The June Hammer-In at Chan Bleil's had a lot to see. There was the machine shop and the blacksmith shop along with other things outside.



This pump house ran fountains in a small pond next to it.



The back of a train engine



This steam boiler was used to turn a spit with a miniature steam engine



The miniature steam engine

Chan posing in front of
a train model



These steam
trains are
highly
detailed



We were able to ride
on this train around a
large network of
tracks on the other
side of the street.
There was a patio in
the back that the
tracks went to, a
bridge, and a train
station in the front.



Classifieds

Blacksmith Conferences on DVD-R
150 titles averaging 5 1/2 hours long
\$5 each permanent rental never return them
\$2 postage per order to the US
see listing at www.umbaonline.org
then click on library for complete list and order
instructions

Anyone with a blacksmith
related item to sell please send
info, picture to
jeffrey@naufamily.net and we
would be happy to include it in
the next newsletter.



WRABA Anvils

"WRABA" brass anvils are available.
They are 4" long and 2" tall.
Their cost is \$25.00
Get one at the next WRABA event.

Roper / Whitney angle iron bender/ notcher/ shear combo does 1/4 By 2 inch angle \$250
Ring roller mounted on drum stand will do 3/8 by 2 \$200
Gas forge burners and other items needed for building gas forges
home made buffer/ wire wheel on stand \$25
Maple Leaf Forge
Ralph Neumeister
17231 Messenger Rd
Auburn Township, Ohio 44023

In the process of closing the shop, I have the
following for sale.

1 Power hammer, "Bull 90", with 13 dies, sits on
a rubber mat, and attached to a 365lb. Plate

Husky, air compressor, upright, 7.5hp, 80 gal
tank, hoses, air tools

Bader, belt sander, single phase, 110v, 1 1/2 hp,
1725 rpm, 5 contact wheels, 6 assorted arms

Nimba anvil, "Gladiator", 450 lbs.

5 spring swages

10 Hammers

100 pr. Fire tongs

\$ 7000.00 pix. available

Contact 815-485 9398 New Lenox, Ill.
eh4@comcast.net

Bruce Woodward's Report on the ABANA Conference

The 2010 ABANA Conference was a hot time in the old town of Memphis. Although the temperature was in the 90's the demos were cool. Amit Har-Lev and Tsur Sadan, a smithing team from Israel, put on a very impressive striking exhibition. Shelley Thomas from England, along with her team, put some new twists on large pipe furniture making. Tom Latane and his crew of the "Patient Order of Meticulous Metalsmiths" forged and filed a magnificent lock during the conference. An equally magnificent bear head emerged from a bar of steel under the magical touch of Darryl Nelson. The hands-on teaching station with Darryl Nelson, Gerald Boggs and Mark Aspery was a rare treat for lucky ones drawn by lottery throughout the conference. Little Giant Hammer repair and use was presented by Phil Cox to a very receptive crowd. Dan Nauman (repousse), Dan Boone (tooling and techniques for dragon heads) and Joe Anderson (sculpture) were all excellent demonstrations.

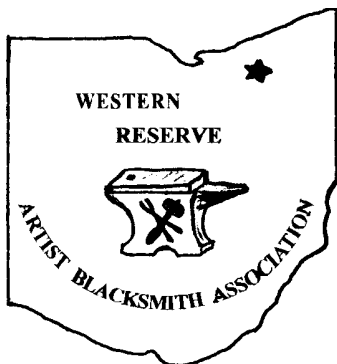
Seminars on how to photograph iron work and on design were also excellent. They presented information that could be very useful to most smiths. It was indeed "so much to learn, so short the time". The pieces in the member's gallery were spectacular with a wide variety of styles and techniques represented.

The National Ornamental Metal Museum in Memphis and its exhibit "Iron:2010" were also great examples of marvelous iron work.

All in all the 2010 ABANA Conference appears to have been a success. Everyone I saw was having a good time, I know I was. And attendance was well over the preregistration of 800. Hope to see you all at the next one.

Western Reserve Artist Blacksmith Association

6374 Lake Rd. W.
Madison, Ohio
44057



Send To:

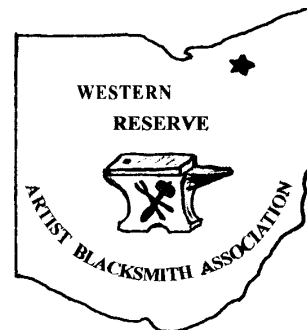
**W
R
A
B
A**

Forwarding Address requested postage guaranteed

"Tales of the Western Reserve"

WRABA MEMBERSHIP APPLICATION

Name: _____
Spouse's Name _____
Address: _____
City: _____ State: _____ Zip: _____
Home Phone: _____
E-mail: _____
Forge Name: _____
Occupation _____
What areas of metalworking are you interested in? _____



Smithing:

Professional ___ Hobbyist ___ Beginner ___ Advanced ___

Dues are payable by MARCH 1st. \$20. yearly single \$25. yearly family

(new members prorated quarterly: March-May, June-August, Sept.- Nov. and Dec.-Feb.)

New membership _____ Renewal _____ Date _____

Send application and dues to:

**WRABA
6374 Lake Rd. W.
Madison, Ohio 44057**

**W
R
A
B
A**

