

"Tales of the Western Reserve"



WRABA

Western Reserve Artist Blacksmith Association

WHAT YOU CAN FIND INSIDE:

WRABA President's Letter New President	3
Classifieds/ January Hammer-In	4
Future Hammer-Ins	5
NOB/PAABA Events	6
Event Photos	7
Past October Hammer-In	8
Wizard Heads	9-10
ABANA 2010 Conference/ABANA Membership Form	11
WRABA Membership Renewal for inclusion in WRABA Events and newsletter	12

UPCOMING EVENTS:

- January 9 **WRABA** Hammer-In
- January 16 NOB Event
- January 23 PAABA Event
- February 13 **WRABA** Hammer-In
- February 20 PAABA Event
- March 7 PAABA Event
- March 13 **WRABA** Hammer-In
- April 11 **WRABA** Hammer-In
- April 17 PAABA Event

Our Past Events

Event Photos on page 7

November Hammer-In and Fall Elections:

We worked on a new railing set for the doctor's residence in the Burton Century Village. The work was directed by Bruce Woodward. We worked on one railing. We drifted holes in the top and made the tendons on the posts. So one railing is nearly finished. We had a sort of industry going. Ken Roby brought his large truck full of many of the tools we used. Thanks to the many others who were there to help as well.

Elections of new officers and planning for 2010 followed.

October Hammer-In: See page 8

December Holiday Party:

We had a abundance of food and dessert. The gift exchange went well and a good profit for WRBA was made on the auction. Marty Reisig served as auctioneer. Bob Temple organized the gift exchange. Those who had helped at the Burton Forge for one of the Village's events were also put into a drawing to win another item. Thanks to all who helped organize this party, and donated food or items.

Rose Ironworks Tour:

On November 14th Melvin Rose invited the Ohio blacksmiths to tour his renowned custom/production Rose Iron Works. Rose Iron Works, established in the 1920's by Melvin's father Martin Rose, custom-makes decorative metal pieces, such as art deco lamps to large contemporary murals. Melvin also opened their very extensive archives of European antique iron work.

Melvin Rose was a very gracious host and made the day a most memorable event. I believe that the collection of iron work at Rose Iron is one of the most extensive in the US. It certainly was impressive.

Steve Yusko, an internationally known artist-blacksmith, also opened his shop to the tour and talked about some of his collaborations with Rose Iron designs.

Melvin Rose, in 2008, was awarded the Cleveland Arts Prize Lifetime Achievement Award in Design, in recognition of his work in the field of decorative metalwork. Melvin has been a loyal mentor and patron for the preservation and advancement of blacksmithing for many decades. Thank you, Melvin.

President

**Ralph Neumeister**

Auburn Township, Ohio
Mlforge@cebridge.net
 440-552-9560

Vice-President

**Roy Troutman**

Streetsboro, Ohio
 330-678-2013

Secretary

**Bruce Woodward**

Madison, Ohio
 440-428-0822
Woodward-ron1@roadrunner.com

Treasurer

**Linda Woodward**

Madison, Ohio
 440-428-0822
Woodwardla@hiram.edu

The **Western Reserve Artist Blacksmith Association (WRABA)** is a non-profit, educational organization, an affiliate of the **Artist Blacksmith Association Of North America (ABANA)**.

We are dedicated to preserving and promoting the art and craft of hand forging iron. WRABA, our group of blacksmiths meet monthly to share information and techniques at the smithy of one of its' members or at Century Village in Burton, Ohio.

A Membership application is on the back cover of this newsletter.

www.wraba.com

Get information on our organization. Find out what is going on and take a look at some great pictures of what we've been doing.

The WRABA Newsletter is composed and written by the editor except as indicated. Material may be reprinted except as noted, with proper credit given.

WRABA, its officers, demonstrators, writers, editor and members specifically disclaim any responsibility or liability for any damages or injuries as a result of the use of information published in the WRABA News or demonstrated at conferences or at meetings. Every effort is made to insure the accuracy and safety of all the information provided, but the use of any information published herein is solely at the user's own risk.

Deadline for articles to be put in the newsletter: Mar. 15th, June 15th, Sept. 15th, Dec. 15th, (these dates are in the month prior to the issue coming out on the 1st)

Editor

Jeffrey Nau
 4922 Treeline Dr.
 Brunswick Hills, Ohio 44212
 330-460-0035
jeffrey@naufamily.net

Co-editor

Ralph Neumeister
Mlforge@cebridge.net

Board Members

Art Wolfe

Chesterland, Ohio
 440-729-0777

artjudywolfe@sbcglobal.net

Bob Temple

2011

Bristolville, Ohio
 330-889-3952

Drbobcatt@netscape.net

Marc Yanko

2010

Chardon, Ohio
 440-286-6059

mwyanko@hotmail.com

John Matson

2010

Kinsman, Ohio 44428
 330-876-5375

Marty Reisig

2011

Tallmadge, Ohio
 330-633-3747

John Pfaff

2011

330-525-7836

Burton

Bob Temple
 Ralph Neumeister

Fundraising

Bob Temple
 Art Wolfe

Special Events

Bob Temple
 Roy Troutman

Hammer-in

Roy Troutman

Tips Editor

Ralph Neumeister

Committees

Membership:

Ralph Neumeister
 Bruce Woodward
 Gary Kruse
 Frank Strock

Scholarship:

Bruce Woodward
 Bob Temple
 Roy Troutman
 Lou Molvin

Workshops:

Ken Tucker
 Roy Troutman
 Rocky Whitfield
 Bob Temple
 Marty Reisig
 Bob Brown
 John Kravin

Website:

Ralph Neumeister

Sunshine:

Art Wolfe

Library:

Bob Brown

Stores:

Jack Kothera

Presidents Letter: January 2010

Hope everyone had a great Holiday season. Winter weather makes it hard to get out to the forge. Some of us are lucky and have some heat. Maybe suggest a get together and get some forging done.

I was hesitant in taking over again as president of this organization. Years ago when I served, WRABA had a lot that needed accomplished. Today not much is needed. Many feel that the officers and board make all the decisions, and run things as they see fit. Yes that's how it works! Often some action is better than none, or something has to be decided on now. We have many in our organization who never like how things are run, but the same are never on a committee or trying to find a better way to get what they want from our organization. Don't just say I don't like this, help find a solution.

This group is much to many. Some come just to share ideas and techniques, others it's a social thing, we all have a common bond and that is **blacksmithing**.

My ideas for change are centered in four areas:

1. **Web site committee** Get the Web site up and running, I have no expertise in this area, can **anyone help!** We might have to pay to have this area corrected, but are looking for help or ideas. The problem seems to be in using the current Web address and logging on, we don't have the password or something to that effect. We will get this corrected; if you have expertise in this area we need your help.
2. **Workshop committee.** Get more hands on workshops and classes going. This committee is headed up by Ken Tucker 330-792-9722. Give him a call if you have any ideas or would like to help.
3. **Scholarship committee.** Bruce Woodward will be chairing. We need to decide how the money made on the Bill Hahn scholarship table will be distributed and how additional money will be generated.
4. **Membership committee.** Needed to insure we are welcoming in new members, inviting them to participate, and in making them welcome. Making sure membership list, library list, bi-laws are available to all members. Plus contacting late paying members. We need members on this committee from all areas that we cover.

We are looking for chairs for some of these committees, if you would like to chair or help on a committee; let an officer or board member know.

Another decision that has been made is to hold hammer-ins whenever possible on the second weekend of the month. PAABA will hold there's on the third weekend. So members may attend both. We are also going to get a mix of hammer-ins on both Saturdays and Sundays, maybe a 60/40 mix. We have many members who work Saturdays, so by mixing them they will be able to attend more meetings.

Well that's where my direction will be centered, and comments or suggestions will be appreciated. Just be willing to be part on the solution and not the problem. Another area that will not be tolerated will be non payment of your dues. We have many that attend regularly and are behind a year on their dues. No payment by March and you will get one contact, and then dropped. Another requirement in our bi-laws is that members do something to help the group, serve on a committee, demonstrate, help at Burton, make something for the raffle, are you meeting this requirement???

Well that's my direction and plans for 2010, hope to see you at the meetings.

Happy hammering! *Ralph*

Classifieds

If anyone has any DVS's checked out still, please return them. We are trying to work on organizing the library.

Blacksmith Conferences on DVD-R
150 titles averaging 5 1/2 hours long
\$5 each permanent rental never return them
\$2 postage per order to the US
see listing at www.umbaconline.org
then click on library for complete list and order instructions

Anyone with a blacksmith related item to sell please send info, picture to jef-frey@naufamily.net and we would be happy to include it in the next newsletter.



WRABA Anvils

"WRABA" brass anvils are available.
They are 4" long and 2" tall.
Their cost is \$25.00
Get one at the next WRABA event.

Michael Stranathan michaelstranathan@yahoo.com; (330) 208-3714

I have a coal forge (home built) that is fairly well constructed of heavy gauge metal, has a decent cast iron pot with tuyere and ash dump, squirrel cage fan and potentiometer (light dimmer) control. I used this forge earlier this summer and can say that the fan works well.

I have a wide variety of tongs that are new/nearly new and used, (along with a stand that I fabricated), as well as a couple of cross pein and straight pein hammers, a flatter, and a top and bottom fuller.

I also have a 120# Mousehole Forge anvil in good condition, a slack tub, post vise and stand, and Rigid metal chop saw in like new condition.

I am asking \$1200 for the lot, although will consider reasonable offers. I am located in Clinton, Ohio (southern Summit County, bordering Wayne and Stark Counties).

Items for sale from Ralph Neumeister:

Early American Wrought Iron by Sonn 2 available \$75 to \$100

5 1/2 inch post vise \$85

Kevlar gloves \$3 to \$18

Gas forge burners \$45 other items for gas forges available

If your looking for something give me a call or email, I might have it or will find it for you

mlforge@cebridge.net or 440-552-9560

January Hammer-in

Saturday, 9th 9:00 AM

Iron-in-the-hat
Pot-luck lunch

Ludlam Castings
9260 Valley View Road
Macedonia, OH 44056-2034
(330) 468-3120

**WE INVITE YOU
TO PARTICIPATE
IN THE ART OF
"GREEN SAND"
MOLDING**

The Ludlam Aluminum Foundry would like to welcome WRABA for a "green sand" molding and metal pouring demo. Ludlam Aluminum has been in business since 1972 in North-eastern Ohio. The Ludlam Family has survived by staying a small and family operated business. This is one of the few foundries that you can have one or thousands of pieces made. The molders here can be handed a piece of wood of various configurations and mold them into sand, by hand. Our demo will consist of how patterns are made and work. We are hoping to have member's participation in the molding department. We will get dirty and make a few castings of our own!!

Sincerely,

Ray Ludlam

P.S.

We recommend eye protection and work boots for your safety.

February Hammer-in

Saturday, 13th 9:00AM

Iron-in-the-hat
Pot-luck lunch

Ken Roby
11193 Taylor May Rd.
Auburn, Ohio 44255
440-543-4977

Directions: From the west; Take US-422 east. Get off at OH-44 and turn right (south). About a mile turn right at Taylor May Rd (west). 11193 Taylor May will be on the left (south).

March Hammer-In

Saturday 13th, 9:00AM

Iron-in-the-hat
Pot-luck lunch

Bob Parks
101 N. Broadway
Sugarcreek, Ohio 44681
330-852-1014

Directions: I-77 south toward Canton. Take OH-39 exit 83 toward OH-21 /Dover/Sugarcreek. Turn right onto OH-39 & go about 8 mi. then turn left onto N. Broadway & look for 1001 N. Broadway.

April Hammer-In

Sunday 11th, 9:00AM

Iron-in-the-hat
Pot-luck lunch

Gary Kruse
4482 Warner Rd
44105 Cleveland, Ohio

From the East go to I-480 W ,
then go I-480 W to exit 23 for Broadway Ave/OH-14 toward
Garfield Heights
Turn right at Broadway Ave/OH-14 N
Continue to follow OH-14 N 2.3 mi
Turn left at Broadway Ave 85 ft
Turn left to stay on Broadway Ave 128 ft
Slight right at Warner Rd .6 mi
Destination will be on the right at the corner of Warner and
Jeffries
(It is halfway between Garfield Blvd and Turney- there is a
new school
Diagonal from the building. There is only a small sign that
says metalwork.)

From the west take I-480 east
Take I-77 N toward Cleveland
3.4 mi
Take exit 159A for Harvard Ave toward Newburgh Heights 0.1 mi
Turn right at Harvard Ave
1.4 mi
Turn right at Broadway Ave
0.3 mi
Take the 2nd right to stay on Broadway Ave 423 ft
Slight right at Warner Rd
Destination will be on the right
0.6 m

**NOB/SNOB Meeting -
Saturday, January 16, 2010 9:00 AM**

Roger & Penny King
419-866-5703
NOBnewsletter@hotmail.com

shop / home of: Roger & Penny King
8840 Hill Ave.
Holland, OH 43528

PAABA Events

January 23, Depreciation Lands Museum – 9:00 SHARP! Blades and Brooms, Power Point Presentation (2009 in Review), PAABA Meeting, Election of Officers, Tips and Techniques, Auction and Iron in the Hat, Lunch on your own, restaurants nearby, and more!

February 20—Groll's Ornamental Iron Shop - 10AM - 4 PM, Barry Wheeler, Bruce Washington, Chuck Hughes, PAABA Meeting, Iron in the Hat, Auction, Lunch Available. Great Day!

March 7, Hoffman's Forge - 1:00 (Sunday Afternoon), Jymm Hoffman will demo two different programs, 1:00 and 3:00. Shovels, Strap Hinges, and maybe an Axe to Grind!

April 17- Rices Landing - 9:00 — Boyd Holtan, Brian Riley, Bill Fugate and Joe Harris ABA and PAABA team up to present a varied group of smiths. Proceed benefit, PAABA, ABA and Young & Sons Foundry and Machine Shop. Lunch available.

Rose Iron Works Tour:




Example of Rose's work.



WRABA Holiday Party:

The new President of WRABA.



Marty Reisig serving as auctioneer.



"Off to See the Wizard" of the October Hammer-In

We set out early Sat. for WRABA Metals Work Shop at the Studio of Bruce Woodward. Driving almost into Lake Erie before turning into Bruce's lane we were met by Molly. She wasted no time with formal introductions. She just gave me a gentle nudge, and a look that said, pet me, and I'll be your friend for life. This had the beginnings of a good day.

Bruce's Studio is impressive, clean, well organized, and with a bit of mystery. I think it probably isn't his first attempt at shop design. After the traditional coffee and donuts Bruce was ready to forge a stylized Woodward version of a Barn Owl. Passing a few examples around helped those attending understand where he was going to lead us. He selected a length of 5/8X1 inch stock to forge into an owl. 1 inch from the end will be the head and 3 inches for the body, for a total of 4 inches. This was placed in the gas forge to heat. Next he explained the sequence of set tools needed for the eye socket. Since you will need to know how to make such a punch he then proceeded to forge one for the group. A piece of 4130 was used in this step. First marking the center of one end before heating it. He placed a 1/4 inch ball bearing into a duvet on the anvil and proceeded index the center mark of the heated piece, and forge a socket. This was left to cool, later refined by grinding, and heat treated in peanut oil.

HEAD AND BODY DEVELOPMENT COMES FORM EYE AND BODY FORGING.

He starting the owl by forging the eye socket or face of the owl. This was refined with a no of set tools made from ball peen hammers, and his newly formed eye punch. The 3 inch section was forge form the center out using a ball peen to widen and form into a three dimensional owl body. At the bottom two feet were cut in and it's name Woodward.

After lunch Bruce talked about the WIZARD of MADISON CO. Since none of us had seen one in person, he decided to forge from memory that wizard. This was done form a piece of 3/4 stock, using the same step by step process of the owl. Don Pfaff got the opportunity to forge along side Bruce a second wizard. He had the best time, and is now completely infected with the hot metal disease.

We ended our day with a wet glance at the lake before departing for home. Thanks Bruce and family for the good time.

Barb and Bob Rupert

From The Florida Clinker Breaker

<http://www.blacksmithing.org/Articles/Find.aspx>

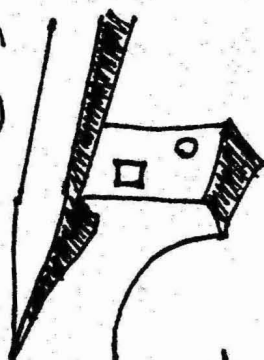
WIZARD'S HEAD by Lewis Riggleman

①



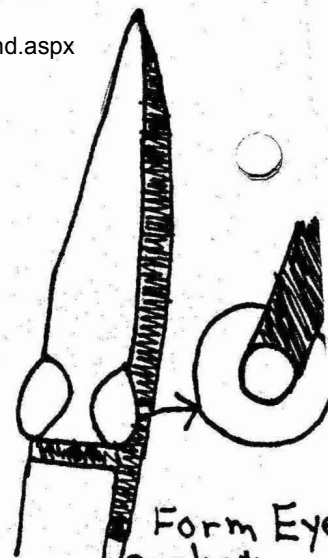
DRAW To desired
shape

②



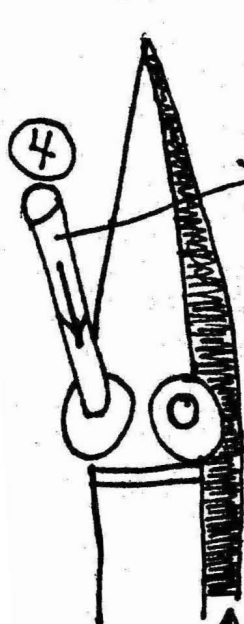
Place over edge
of Anvil

③



Form Eye
Sockets

④




Punch
Eyes

⑤




Punch
Nose

⑥




⑦



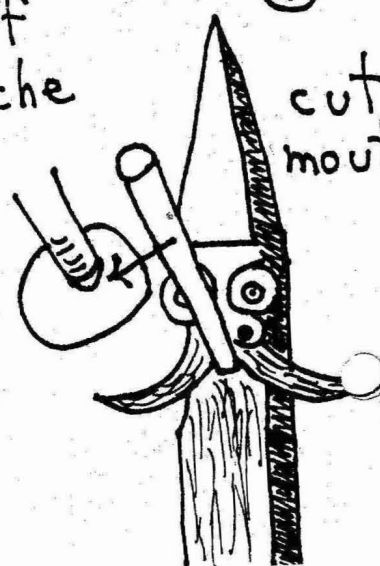
Define
Mustache
And
Texture

⑧




split off
Mustache

⑨

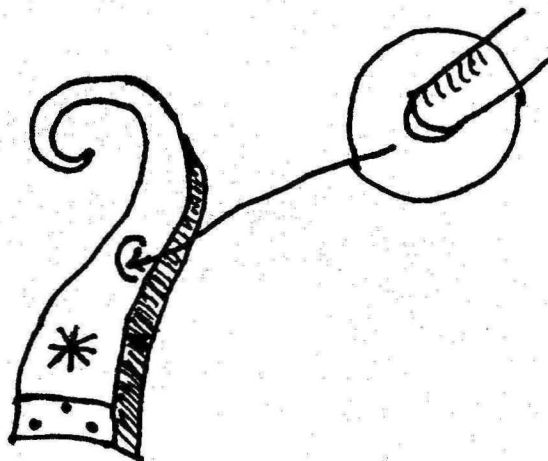


cut
mouth

10.
Decorate
HAT

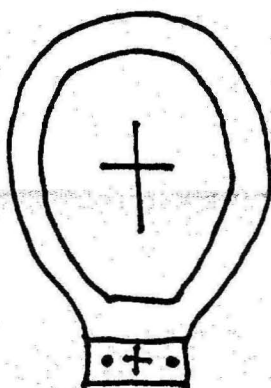


11.

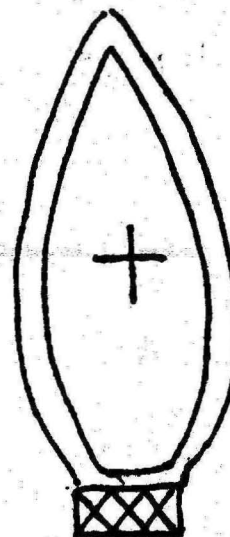



Other HAT options

①



①



your Imagination is The limit

HAT Variations credit clay Spencer



Gallery Open to Public
 "Green Coal" Forges
 Memphis Style Banquet
 Top Demonstrators
 Tailgate Heaven
 Vendors for the Craft
 Lectures & Workshops

"We will preserve a meaningful bond with the past. We will serve the needs of the present, and we will forge a bridge to the future. Function and creativity is our purpose. Our task is great and so is our joy."

Dimitri Gerakaris, 1973



~~~~~  
**Agricenter  
 International**  
 ~~~~~

~~~~~  
**Memphis  
 Tennessee**  
 ~~~~~

June 2-5

Log on ABANA.org website and sign-up for Constant Contact emails, email address in the box at the bottom of the home page, click on "Get ABANA Email". You will receive periodic ABANA 2010 Conference News.

The ABANA 2010 Conference will be held at the Agricenter International in Memphis, TN. Located at 7777 Walnut Grove Road, from I-240, on the east side of Memphis, take Exit 13 and drive east on Walnut Grove Road approximately 4.2 miles to Farm Road and turn south, go .1 mile.



Name: _____

Address: _____

City: _____

State: _____ Zip/PC: _____

Country: _____

Type of Membership

- | | |
|---|--|
| <input type="checkbox"/> Regular\$55 | <input type="checkbox"/> Overseas \$65 |
| <input type="checkbox"/> Student\$45 | <input type="checkbox"/> Contributing... \$100 |
| <input type="checkbox"/> Senior (65+) ...\$50 | <input type="checkbox"/> Library \$45 |

ABANA Chaper Affiliation: _____

Application may also be made at the ABANA web site: www.abana.org

E-mail: _____

www url: _____

Phone: _____

Fax: _____

Credit Card Information

☐ Visa ☐ Mastercard

Expiration Date: _____

Card# _____

Submit check, money order (US banks only), or by credit card:

LeeAnn Mitchell

abana@abana.org

ABANA

PO Box 816

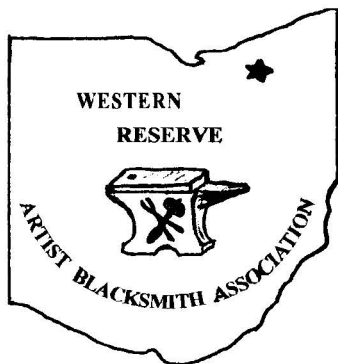
Phone: 706.310.1030

Farmington GA 30638

Fax: 706.769.7147

Western Reserve Artist Blacksmith Association

6374 Lake Rd. W.
Madison, Ohio
44057



Send To:

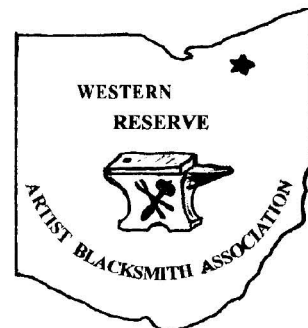
**W
R
A
B
A**

Forwarding Address requested postage guaranteed

“Tales of the Western Reserve”

WRABA MEMBERSHIP APPLICATION

Name: _____
Spouse's Name _____
Address: _____
City: _____ State: _____ Zip: _____
Home Phone: _____
E-mail: _____
Forge Name: _____
Occupation _____
What areas of metalworking are you interested in? _____



**W
R
A
B
A**

Smithing:

Professional___ Hobbyist___ Beginner___ Advanced___

Dues are payable by MARCH 1st. \$20. yearly single \$25. yearly family

(new members prorated quarterly: March-May, June-August, Sept.- Nov. and Dec.-Feb.)

New membership_____ Renewal_____ Date_____

Send application and dues to:

**WRABA
6374 Lake Rd. W.
Madison, Ohio 44057**