

# "Tales of the Western Reserve"



## WRABA

Western Reserve Artist Blacksmith Association

### WHAT YOU CAN FIND INSIDE:

President's Letter	3
Future Hammer-Ins	4-5
From the February Hammer-In	6-7
From the March Hammer-In	8
How to make a Snail	9
Classifieds	10
WRABA Membership Renewal <b>New Form</b>	11

Rocky Whitfield (left) was presented the 2012 Blacksmith of the Year Award by Gary Barnhart (right) at the February Hammer-In.

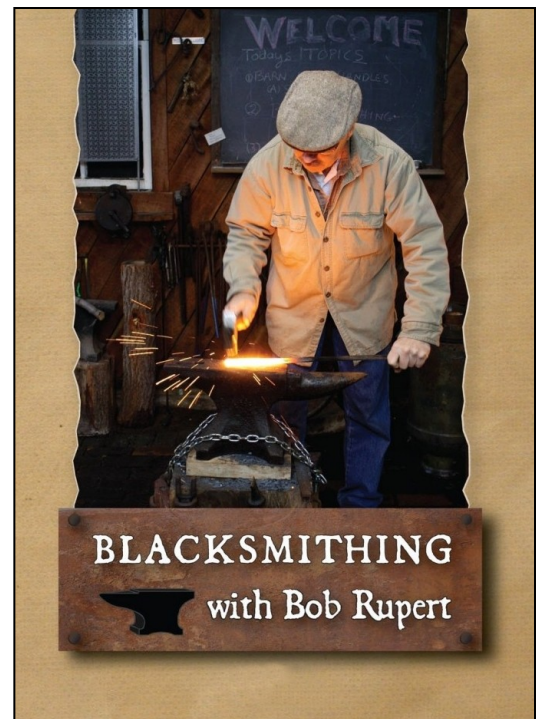


### UPCOMING EVENTS:

- APRIL 12 HAMMER-IN
- MAY 10 HAMMER-IN
- JUNE 28-29 WRABA CONFERENCE
- JULY 12 HAMMER-IN/PICNIC
- JULY 25-27 ANTIQUE POWER AND STEAM SHOW
- AUGUST 13-16 ABANA CONFERENCE

### WRABA Conference June 28-29

The featured demonstrator this year is Bob Rupert. He will show shop set-up with hand forged tools, bladesmithing with tool steel selection and heat treatment, decorative and sculptural ironwork, and jewelry.



**President****Gary Barnhart**

Southington, Ohio

330-898-8171

[gbarnhart2@neo.rr.com](mailto:gbarnhart2@neo.rr.com)**Vice-President****Don Pfaff**

East Rochester, Ohio

330-525-7836

**Secretary****Roberta Barnhart**

Southington, Ohio

[rsb4@neo.rr.com](mailto:rsb4@neo.rr.com)**Treasurer****Dave Aubuchon**

Uniontown, Ohio

[dnl21@sbcglobal.net](mailto:dnl21@sbcglobal.net)

330-497-8706

The **Western Reserve Artist Blacksmith Association (WRABA)** is a non-profit, educational organization, an affiliate of the **Artist Blacksmith Association Of North America (ABANA)**.

We are dedicated to preserving and promoting the art and craft of hand forging iron. WRABA, our group of blacksmiths meet monthly to share information and techniques at the smithy of one of its' members or at Century Village in Burton, Ohio.

**A Membership application is on the back cover of this newsletter.**

**[www.wraba.com](http://www.wraba.com)**

Get information on our organization. Find out what is going on and take a look at some great pictures of what we've been doing.

The WRABA Newsletter is composed and written by the editor except as indicated. Material may be reprinted except as noted, with proper credit given. WRABA, its officers, demonstrators, writers, editor and members specifically disclaim any responsibility or liability for any damages or injuries as a result of the use of information published in the WRABA News or demonstrated at conferences or at meetings. Every effort is made to insure the accuracy and safety of all the information provided, but the use of any information published herein is solely at the user's own risk.

Deadline for articles to be put in the newsletter: March 15, June 15, Sept. 15, Dec. 15th (these dates are in the month prior to the issue coming out on the 1st)

**Editor**

Jeffrey Nau

4922 Treeline Dr.

Brunswick Hills, Ohio 44212

[jeffrey@naufamily.net](mailto:jeffrey@naufamily.net)

330-741-1829

**Board Members****Art Wolfe**

Chesterland, Ohio

440-729-0777

[artjudywolfe@sbcglobal.net](mailto:artjudywolfe@sbcglobal.net)**Bob Temple****2015**

Bristolville, Ohio

330-889-3952

[Drbobcatt@netscape.net](mailto:Drbobcatt@netscape.net)**Marc Yanko****2014**

Chardon, Ohio

440-286-6059

[mwyanko@hotmail.com](mailto:mwyanko@hotmail.com)**Rocky Whitfield****2014**

North Lima, Ohio

330-549-3055

**Ralph Neumeister****2015**

Auburn, Ohio

440-552-9560

[mlforge@cebridge.net](mailto:mlforge@cebridge.net)**Burton**

Bob Temple

Ralph Neumeister

**Fundraising**

Bob Temple

Art Wolfe

**Special Events**

Bob Temple

Roy Troutman

**Hammer-Ins**

Don Pfaff

**Tips & Tricks Editor**

Ralph Neumeister

## President's Letter April 2014

from

**Gary Barnhart**

First a big thanks to Ken Roby & Bob Parks for hosting our February & March hammer-ins. If you have the facilities for a hammer-in please let Don Pfaff know.

Coal missing: We either have a thief in the group or we really are bad at keeping records. I **think it is the latter**. Last fall we started a sign-out sheet for the coal bin. At that time there were 38 bags of new coal put in the bin and recorded on that sheet. On March 13<sup>th</sup> 2014, I went to get 2 bags for the open forge at my shop and I took the last two bags. The sad part, the sign-out sheet only showed that 18 bags had been removed. So where did 20 bags of coal go? Not a big deal, unless you consider \$300 cannot be accounted for. Now, will we have to implement stricter rules? Maybe we need a coal Nazi ala Seinfeld, "No coal for you!" I do find this situation very bothersome and I take very seriously my job of getting the most value for our group dollars. If we can't keep track of what we are doing, how can we judge our performance? We also have more coal waiting at Ken Roby's and that coal needs to be bagged up. Hopefully we will keep better track of where those bags end up.

We now have a very functional calendar on our website, thanks to Roberta. One feature is the agenda mode, which list the events as a printable list. For those of you who haven't taken the plunge, even Roy Troutman is online now!

New video equipment will be coming. We are purchasing a video projector and camera to allow us to give better presentations, the first will be at the April 12<sup>th</sup> hammer-in with Jymm Hoffman. I believe Jymm will be focused on blacksmithing in the 1800's including the civil war. The equipment will also be used during the June 28<sup>th</sup> & 29<sup>th</sup> conference to allow close-up detail of Bob Rupert's work. Another idea is to show old blacksmithing videos in the old forge during our support events with Burton village. If you like doing video photography let me know we will need camera operators.

May your anvil always ring true,

Gary



## WRABA Events

### April Hammer-In

Saturday 12<sup>th</sup>

9:00 AM

Iron-in-the-hat

Pot-luck-lunch

Burton Century Village

14653 East Park Street

Burton, Ohio 44021

Jymm Hoffman from PAABA will be demonstrating Colonial Period ironwork. He specializes in museum-quality reproductions.

---

### May Hammer-In

Saturday 10<sup>th</sup>

9:00 AM

Iron-in-the-hat

Pot-luck lunch

Brad Weber

88250 Mill Hill Rd.

Bowerstown, Ohio 44695

---

### Conference Set-Up Day

June 27<sup>th</sup>

2:00 PM—until done

Burton Century Village

14653 East Park Street

Burton, Ohio 44021

This includes setting up the canopies, posting signs, and general organization. Any time that you can contribute would help greatly.

---

### WRABA Conference

June 28<sup>th</sup>—29<sup>th</sup>

Burton Century Village

14653 East Park Street

Burton, Ohio 44021

Bob Rupert is our featured demonstrator this year. Blue Moon Press will also be returning with books on blacksmithing and related crafts.

---

### July Joint Hammer-In and Picnic with NOB

Saturday 12<sup>th</sup>

9:00 AM

Iron-in-the-hat

Pot-luck lunch

Ky Green

5115 State Rt 60

Wakeman, Ohio 44889

## Antique Power and Steam Show

July 25<sup>th</sup>—27<sup>th</sup>

Burton Century Village

14653 East Park Street

Burton, Ohio 44021

Let Bob Temple know if are available to demonstrate.

---

### Open Forge

Tuesdays 5:00—9:00 PM

#### Tuesdays:

Maple Leaf Forge

Ralph Neumeister

17231 Messenger Rd.

#### Thursdays:

SteelTree Workshop

Gary Barnhart

1961 State Rt. 534

If you need a forge to use, help with a project, or just to learn something — come to one of the open forges. For the winter, it will be at Ralph's shop on Tuesdays and Gary's shop on Thursdays. Watch the website for details.

---

## Artist Blacksmith's Association of North America 2014 Conference

August 13<sup>th</sup>—16<sup>th</sup>



ABANA members can register for \$175, and non-members for \$225. Late registration after 30 June is \$50 more. You can register online at [abana.org](http://abana.org) and for more information.




## From the February Hammer-In at Ken Roby's shop, the Village Blacksmith

Write-up and photos by Roberta Barnhart

Ken Roby once again gave generously of the insights, tips and tricks he has amassed in his many years as a blacksmith. He also dispelled some common blacksmithing myths, and discussed his favorite finishing techniques.

Ken touted the virtues of the common bandsaw, showing a number of ways to make this tool more versatile. A tip he has given states that after installing a new bandsaw blade, you should make your first cut on brass, which eliminates any burrs and makes them last longer. Of course, he has no way to know if this actually works, so if you've found this to be true, be sure and tell Ken next time you see him.

Have you ever found yourself using a drill press, and in that split second before disaster strikes think, "I should have used a clamp?". As an alternative, try using a coupler nut and bolt fed through the table as a stop as shown in this photo:



Ken opened his "go bag" to reveal his must have tools when he's meeting with clients to review a possible job. The take away: if you use electronic tools, such as laser measuring tools or levels, be sure to have spare batteries at all times!

How many of you use spray bottles to apply water or some type of coolant as you are cutting or drilling? And how many have experienced a sprayer failure at just the wrong time? Try using a squeeze bottle with a bottom pickup to avoid that pitfall. You have greater control with one of these also.




Ken was looking for a replacement coal shovel, and on the spur of the moment welded a handle to a piece of 1/8" plate that he had on hand. He likes it so much for its versatility and long life, he's never used anything else since.

The shop has a shear/brake close to the anvil and forge. Why only cut cold? He rarely uses a hot cut hardie any more.


Lavender oil has long been used for treating burns. It's make up of anesthetic and antibacterial chemicals supports the claims of it's effectiveness. When used along with cooling aloe, burns heal faster and hurt less.

Trailer hitch receivers can be found all through Ken's shop. They are welded or bolted to most tables, often one at each corner, and there is even one in the floor (see right). They are invaluable to hold tools, especially those used for twisting.



As Ken reviewed his extensive clamp collection, he remarked that 90% of the time a 2" clamp suffices.

This photo (below) shows a bending jig that Ken devised for an inexpensive, hand powered, bottle jack log splitter. The bonus: it can be used horizontally as well as vertically.



Watering the forge: Ken uses a ball for dipping and dripping water. He likes the non-spill feature and the greater amount of control it affords.

For online metal sales Ken recommends [onlinemetals.com](http://onlinemetals.com). With a shipping location in Toledo, shipping usually only takes one day.





## From the March Hammer-In At Bob Parks' shop



Bob Parks  
demonstrating  
(right) with  
Roy Troutman  
striking (left)



Forging a fullering  
tool like the one  
being used left  
(photos by Roberta  
Barnhart)



Bob Parks filing the  
fuller head  
(photo by Roberta  
Barnhart)

Made by Jim Hovanec. The  
brass parts are from a radiation  
machine for cancer treatment.  
Each is made for an individual  
and can only be used a number  
of times. The prongs act like  
tuning forks.





# Snail

By Don Pfaff


Any size round  
(shown with 1/4" x 10")



1. Make a long taper




2. Fold under 3"



← 1" →

3. Weld 1"

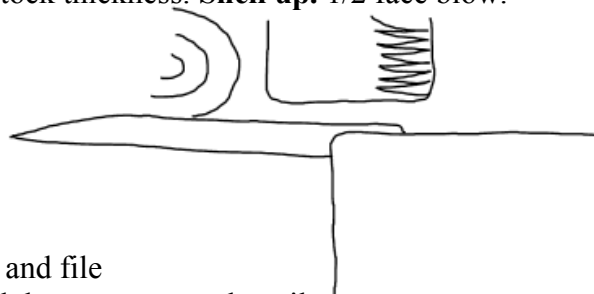


4. Forge out tail; always keep the  
bottom of snail flat on the anvil

5. Roll up the shell tightly



6. Place the head of the snail over the rounded edge of the anvil the  
distance of stock thickness. **Shell up.** 1/2 face blow.



7. Split eyes and file

8. Bend head down over round anvil  
edge

9. Heat and bend neck up into position



## Uses:

Weld onto garden gates, railing, plants, door handle cabinet pulls, etc. Weld wood screw to bottom and screw them onto fence posts, walls, beams, etc. or sharpen tail edge and you have a letter opener for Snail Mail.

# Classifieds

WRABA now has an online shop at [Zazzle.com/wrabashop](http://Zazzle.com/wrabashop), also linked on the website. It currently has WRABA shirts, ball-caps, mugs, and calendars of many various styles and colors so you can get exactly what you want with the WRABA logo.



Pictured: a WRABA calendar starting at \$20.95, full-color images featuring the anvils of our members



## WRABA Anvils

"WRABA" brass anvils are available.  
They are 4" long and 2" tall.  
Their cost is \$25.00  
Get one at the next WRABA event.

1. Buffalo no. 4 shear and punch combo. Shear works good. No dies for the punch side.—\$250.00
2. W.A. Whitney no. 41 hand punch, good condition with assorted punches and dies.—\$250.00
3. Edwards no. 5 hand shear. Very good condition.—\$400.00
4. Flat belt pulley with brake for a 1 3/8" shaft. 12" dia., 4 1/2" wide.—\$75.00

**Ken Pilarczyk 330-466-1282**



2 post vices—\$75

Early American Wrought Iron book by Eric Sonn—\$85

Gas forge burners—\$65 & \$100 each

Blacksmith's helper—\$100

Dies (assorted ) each hardened 4140—\$60

EZ Weld can—\$10

Monkey tools 3/16 to 1/2 inch—\$50 for set of 5 or \$12 each

Other assorted blacksmith items, call for availability

**Ralph Neumeister 440-552-9560**



Will be at WRABA 2014 Conference

[www.bluemoonpress.org](http://www.bluemoonpress.org)

## 2014 WRABA Membership Application

☐ New Membership    ☐ Renewal – Please fill in all sections so your information may be updated

Name \_\_\_\_\_ **Best way to contact me**  
 Spouse/Family Names \_\_\_\_\_ (check one or two)  
 Occupation \_\_\_\_\_ ☐ Email  
 Address \_\_\_\_\_ ☐ Home Phone  
 City \_\_\_\_\_ State \_\_\_\_\_ Zip \_\_\_\_\_ ☐ Mobile Phone  
 Home Phone \_\_\_\_\_ Mobile \_\_\_\_\_ ☐ Mail  
 E-mail \_\_\_\_\_

Forge Name \_\_\_\_\_ **May we list your forge**  
 Specialty \_\_\_\_\_ in a directory on the  
 Forge Address \_\_\_\_\_ **WRABA website?**  
 City \_\_\_\_\_ State \_\_\_\_\_ Zip \_\_\_\_\_ ☐ Yes  
 Forge Phone \_\_\_\_\_ Web site \_\_\_\_\_ ☐ No

**Smithing Experience:** I wish to receive my newsletters  
 via (choose one)

- ☐ Beginner    ☐ USPS Mail  
☐ Hobbyist    ☐ E-mail (as a PDF file)  
☐ Advanced  
☐ Professional

**Comments:**

**Participation:**

- ☐ I am willing to hosting a Hammer-In  
☐ I am willing to demonstrate at a Hammer-In  
☐ I am willing to demonstrate at Century Village events  
☐ I am willing to host an Open Forge  
☐ I am willing to assist with the newsletter  
☐ I am willing to serve as an officer or board member

Date \_\_\_\_\_

*Membership year starts March 1st.*

*Dues are prorated as follows:*

Join Date	Single	Family
<input type="checkbox"/> March-May	\$25.00	\$30.00
<input type="checkbox"/> June-August	\$18.75	\$22.50
<input type="checkbox"/> Sept. - Nov.	\$12.50	\$15.00
<input type="checkbox"/> Dec. - Feb.	\$6.25	\$7.50

**Print form and mail or Email to:**

WRABA c/o Dave Aubuchon  
 9634 Brixton Ave NW  
 Uniontown OH 44685  
[dnl21@sbcglobal.net](mailto:dnl21@sbcglobal.net)

*Membership valid once dues are received.*

**Payment**

*I'm using the following method for payment:*

- ☐ Cash  
☐ Check  
☐ Credit card via PayPal - click here to go to online payment.  
☐ VIP points



**Western Reserve Artist Blacksmith Association**

4922 Treeline Dr.  
Brunswick Hills, Ohio  
44212



Send To:

**W  
R  
A  
B  
A**

Forwarding Address requested postage guaranteed

**“Tales of the Western Reserve”**



**W  
R  
A  
B  
A**

