

"Tales of the Western Reserve"



WRABA

Western Reserve Artist Blacksmith Association

WHAT YOU CAN FIND INSIDE:

WRABA President's Letter 3

Classifieds/ April Hammer-In 4

Future Hammer-Ins 5-6

NOB/PAABA Events 6

Event Photos 7-8

Shop Safety Tips 9

Burton News/ Missing From Burton/ Civil War Forging suggestions 10

ABANA 2010 Conference/ABANA Membership Form 11

WRABA Membership Renewal for inclusion in WRABA Events and newsletter 12

UPCOMING EVENTS:

- April 11 **WRABA** Hammer-In
- April 17 **PAABA**
- April 24-25 **PAABA**
- April 30-May 2 **NOB**
- May 8 **WRABA/PAABA/ABA** Joint Hammer-In
- May 29-30 **Burton Civil War**
- June 5 **WRABA** Hammer-In
- June 26-27 **WRABA** Conference
- July 17 **WRABA/NOB** Joint Hammer-In
- August 8 **WRABA** Family Picnic

Our Past Events

The January Hammer-In was on the process of Aluminum sand casting at Ludlam Foundry. We were able to see some items being made such as mini anvils an eagle, and other plaques. The castings were made by packing sand in a block and making a form of the piece to be made. Pre-existing forms were used. Tunnels were put in to lead through the top half and in the bottom to the hollow forms and up again for air to escape. The molten aluminum is poured in, where it cools. The solidified tunnels are cut off and the castings are ground. It is a relatively fast process that can give detail to the forms. Though it lacks the personalization of smithing.

Our **March Hammer-In** was held at Bob Parks' shop in Sugarcreek. He demoed side-jaw tongs. To make the jaws, Bob had a simple jig of square stock with a flat rectangular piece welded on the diamond. The rectangular part kept space in the tongs while the diamond part provided the form for the jaws to be bent around.

February Hammer-In: Hammer-in at Roby's was well attended with new members brought by Walt Mullet and Gary Kruse. A very informative session by Ken on the special uses of tools in his shop including power hammer, flypress used to make a shovel blank. Also there was a railing that he had just finished that was a sight to see.

Walt mullet demoed the building of a broom with much sweat and heckling from the gallery. It was a great demo!!!

There was enough good food to supply a Soup kitchen for three days.

Don Pfaff brought a truck load of punch outs of all sizes and challenged the members to make items, flowers, animals etc. to put on a tree for the club. If you need help with this project attend a hammer-in and get hands on assistance from one of your officers or board members. Take part in these club activities and increase your skills.

PARTICIPATE,PARTICIPATE!!!



These are example flowers from Bruce Woodward of what you can do with the disks for our WRABA tree project.

President**Ralph Neumeister**

Auburn Township, Ohio
Mlforge@cebridge.net
 440-552-9560

Vice-President**Roy Troutman**

Streetsboro, Ohio
 330-678-2013

Secretary**Bruce Woodward**

Madison, Ohio
 440-428-0822
Woodward-ron1@roadrunner.com

Treasurer**Linda Woodward**

Madison, Ohio
 440-428-0822
Woodwardla@hiram.edu

The Western Reserve Artist Blacksmith Association (WRABA) is a non-profit, educational organization, an affiliate of the Artist Blacksmith Association Of North America (ABANA).

We are dedicated to preserving and promoting the art and craft of hand forging iron. WRABA, our group of blacksmiths meet monthly to share information and techniques at the smithy of one of its' members or at Century Village in Burton, Ohio.

A Membership application is on the back cover of this newsletter.

www.wraba.com

Get information on our organization. Find out what is going on and take a look at some great pictures of what we've been doing.

The WRABA Newsletter is composed and written by the editor except as indicated. Material may be reprinted except as noted, with proper credit given.

WRABA, its officers, demonstrators, writers, editor and members specifically disclaim any responsibility or liability for any damages or injuries as a result of the use of information published in the WRABA News or demonstrated at conferences or at meetings. Every effort is made to insure the accuracy and safety of all the information provided, but the use of any information published herein is solely at the user's own risk.

Deadline for articles to be put in the newsletter: Mar. 15th, June 15th, Sept. 15th, Dec. 15th, (these dates are in the month prior to the issue coming out on the 1st)

Editor

Jeffrey Nau
 4922 Treeline Dr.
 Brunswick Hills, Ohio 44212
 330-460-0035
jeffrey@naufamily.net

Board Members**Art Wolfe**

Chesterland, Ohio
 440-729-0777

artjudywolfe@sbcglobal.net

Bob Temple

2011

Bristolville, Ohio
 330-889-3952

Drbobcatt@netscape.net

Marc Yanko

2010

Chardon, Ohio
 440-286-6059

mwyanko@hotmail.com

John Matson

2010

Kinsman, Ohio 44428
 330-876-5375

Marty Reisig

2011

Tallmadge, Ohio
 330-633-3747

Don Pfaff

2011

330-525-7836

Burton

Bob Temple
 Ralph Neumeister

Fundraising

Bob Temple
 Art Wolfe

Special Events

Bob Temple
 Roy Troutman

Hammer-in

Roy Troutman

Tips Editor

Ralph Neumeister

Committees**Membership:**

Ralph Neumeister
 Bruce Woodward
 Gary Kruse
 Frank Strock

Scholarship:

Bruce Woodward
 Bob Temple
 Roy Troutman
 Lou Molvin

Workshops:

Ken Tucker
 Roy Troutman
 Rocky Whitfield
 Bob Temple
 Marty Reisig
 Bob Brown
 John Kravin

Website:

Ralph Neumeister

Sunshine:

Art Wolfe

Library:

Bob Brown

Stores:

Jack Kothera

WRABA April President's Letter

Hi! Hope everyone is enjoying some spring type weather. Sure tired of winter. All is well at WRABA; we have hammer-ins scheduled monthly except for November. (Anyone interested?) The past few hammer-ins have been informative and a good time has been had by all. Several of us went to a couple of PAABA hammer-ins.

Upcoming is the ABANA conference in Memphis, Tenn. in early June. WRABA has made a donation along with PAABA, and ABA in sponsoring the gallery event at the conference. We also made a joint donation with the two groups to John C. Campbell Folk School, for the building of the new blacksmith shop.

We will be putting on a mini conference/ workshop at Century Village, June 26th & 27th. On Saturday we will have two demonstrations. Roy Troutman will demonstrate flowers and Marc Yanko will demonstrate tongs and a tool for holding punches and chisels.

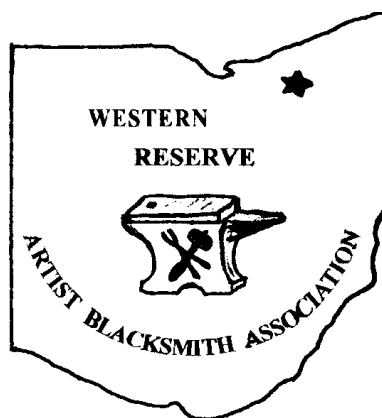
Then on Sunday you will be able to complete these projects under their direction. The fee each day will be \$10, with no materials charge. Instead of the fee you may donate an item for your entrance fee, for the auction that will be held Saturday at 1P.M.

Lunch will be pot luck so please bring a dish to pass. We are looking to have a conference with a noted demonstrator for 2011. If you have any suggestions as to who you would like to see, let your board know. We will come up with a list and have members vote.

Remember we relish your input and will try to keep members getting out of WRABA what they want. Let your board know of any concerns.

Well that's all for now. Might even get to the forge this week!

Happy Hammering, Ralph



Classifieds

Blacksmith Conferences on DVD-R
150 titles averaging 5 1/2 hours long
\$5 each permanent rental never return them
\$2 postage per order to the US
see listing at www.umbaonline.org
then click on library for complete list and order
instructions

Anyone with a blacksmith
related item to sell please send
info, picture to
jeffrey@naufamily.net and we
would be happy to include it in
the next newsletter.



WRABA Anvils

"WRABA" brass anvils are available.
They are 4" long and 2" tall.
Their cost is \$25.00
Get one at the next WRABA event.

Items for sale from Ralph Neumeister:

Early American Wrought Iron by Sonn 2 available \$75 to \$100

5 1/2 inch post vise \$85

Kevlar gloves \$3 to \$18

Gas forge burners \$45 other items for gas forges available

If your looking for something give me a call or email, I might have it or will find it for you

mlforge@cebridge.net or 440-552-9560

April Hammer-In

Sunday, 11th 9:00 AM

Iron-in-the-hat
Pot-luck lunch

Gary Kruse
4482 Warner Rd.
Cleveland, OH 44105

1 Mile North of Canal and Granger. There is a school diagonal from the building. A small sign
says metalwork.

May Joint Hammer-in with PAABA and ABA

Saturday, 8th 9:00 AM

Brad Weber
88250 Mill Hill Rd.
Bowerstown, Ohio 44695

Demo: TBA

Activities: A wonderful cabin in the beautiful southern Ohio hills.

Iron-in-the-hat
Pot-luck lunch

Directions: From the North: Take I-77 South. Slight right at S-250(signs for US-250/New Philadel-
phia/OH-39/Uhrichsville)

Merge onto OH-800 S/US-250 E/US-36 E via the ramp to Cadiz-Dennison. Continue to follow OH-
800S/US-250 E. Turn left at OH-800/State Route 250(signs for Cadiz) Continue to follow US-250.

Turn left at Mill Hill Rd.. Turn right to stay on Mill Hill Rd.

June Hammer-inSaturday, 5th

9:00AM

Iron-in-the-hat

Pot-luck lunch

Chan Bleil

9451 Jackson St..

Mentor, OH 44060

Activities: Complete machine shop with mechanical and steam forging hammers, full size and model steam engines, 1:8 size riding train with several miles of track. And much more.

Directions: North on I-271, merge with I-90 East. Exit at Rt. 615, exit #195, and go north. Turn right (east) at Rt. 20, Mentor Ave. Turn left (north) on Heisley Rd. Turn right (east) on Jackson St. Brick shop

Annual WRABA Conference

Saturday and Sunday, June 26th and 27th

Century Village Blacksmith Shop

Burton, Ohio

Auction

Pot-luck lunch

Program: Saturday 6/26 DEMONSTRATIONS

9:00 Opening

9:15 Roy Troutman demo on making flowers, tulips

12:00 Pot-luck lunch (bring a dish to share)

1:00 Auction (bring an item for the auction)

2:00 Marc Yanko demo on making blacksmith tongs

5:00 Closing

Sunday 6/27 HANDS-ON FORGING WORKSHOP

9:00 Opening

9:15 Begin supervised hands-on forging workshop for flowers and tongs

12:00 Lunch, grilled hamburgers and hot dogs available

1:00 Continue forging workshop

4:00 Closing

Admission: Saturday \$10 per person

Sunday \$10 per person

July Joint Hammer-In with NOB**Annual Picnic and Pig Roast**Saturday 17th, 9:00AM

Iron-in-the-hat

Pot-luck lunch

Ky Green

5115 State Rt 60

Wakeman, OH 44889

Demo:TBA

Activities: Try your hand at Bill Hahn's portable forge. Enjoy the good company and great food.

Directions: Now for the important part. MapQuest, Google, etc are incorrect by several miles. The situation is this. We have a Wakeman address, but do not go into Wakeman. We actually live in Vermillion township on Rt. 60.

. 2 (90), get off at Rt. 60 (Vermillion exit) and head **South (left)** approx. 3 miles to my house. I'm on the right (West) side.

Coming from the East on 113, turn right (north onto Rt. 60 and go approx. 2.5 miles. I'm on the left.

If traveling on the Turnpike, you'll need to get off at the Baumhart road exit and go North to Rt. 2 or South to Rt. 113. At this point you can head West on Rt. 60. Questions-Please call 440-967-6965 (H) or 440-935-5107 (C).

August Hammer-In**Annual WRABA Family Picnic**Sunday 8th, 11:00AM

Pot-luck lunch

Art and Judy Wolfe

12090 Caves Rd.

Chesterland, OH 44026-2104

Activities: Again, enjoy the great company and great food.

Directions: Off of Route 322, between 84 and 44.

**NOB/SNOB Meeting -
Friday, April 30 thru Sunday, May 02, 2010**

Historic Auglaize Village
12296 Krouse Rd.
Defiance, Ohio 43521

PAABA Events

April 17- Rices Landing - 9:00 — Boyd Holtan, Brian Riley, Bill Fugate and Joe Harris ABA and PAABA team up to present a varied group of smiths. Proceed benefit, PAABA, ABA and Young & Sons Foundry and Machine Shop. Lunch available.

April 24, 25 - Fort Allen - 9:00 AM — Demonstrators will be V.P. Dave Lint, Chuck Hughes and Richard Sheppard! Lunch and Breakfast available on site, Auction 1:00 to benefit the Blacksmith Shop and the new addition!

The making of an aluminum spread eagle



The form is shaped into the sand from a pre-existing piece




When both halves of the form inside are put together, molten aluminum is poured in.



It is left to cool, then cut from the pathway and ground smooth

A fence sampling the kind of work that Ken Roby's shop can do



A close-up of the garden end. There is a little lady bug and a hummingbird among the flowers and leaves.





Walt Mullet making a broom while Marc Yanko provides music on his hand-made banjo



Notice the wire brush that Ken Roby has mounted next to his forge. It is a fast way to brush the iron after every heat



Ken Roby forms the cup of a fireplace shovel on the end of a vice



Bob Parks demonstrates making diamond side-jawed tongs



A jig is used to shaped the jaws of the tongs



Shop Safety Tips

Hazards of Iron Dust by John Zile

When we do something not knowing any better, it's a mistake. When we do it again, it's stupid. I was stupid again last week, so you listen up, and don't be stupid. heed my warning. A few years ago I was using a die grinder to enlarge a hole in a cast iron forge to accept a new fire pot. I was inside my shop with all the doors shut grinding away, not feeling the affects of the fine partials of cast iron dust building up in my lungs. I finished up and started for the house and about didn't make it. I couldn't breath. I got worse by the next day because the iron partials were rusting in my lungs. When they rust the partials get larger, making it worse. First you think your going to die, then you get worse and hope you can die. I am not kidding about this either, it's that bad. Take my word for it. DON'T BE Stupid. Last week I was helping a man, in my shop, to build a rebar cage for a concrete base for a sign. Rebar is to hard to cut with a saw, and you can burn yourself up cutting it with a torch. We used a chop saw with an abrasive blade, with vacuumed on the blade, and an overhead air filter running, but with all the doors and windows shut. After about 4 cuts I could taste the iron and told him to stop. I got the torch and finished the job. The next day I had a sharp ,continual pain in my back below my shoulder blade on the right side. I went to the doctor and I have an infection in my right lung. I am having to take steroids, antibiotics and a pill to counter the steroids .I have reactions to steroids that almost killed me the last time I took them, hence the counter pill. If you have to use a chop saw, use it outside, preferably in a tornado, but always look for a better way. I thought I learned the hard way, but I didn't learn because I did it again. I WAS STUPID. Please heed my warning and don't be stupid. This is suppose to be fun. It is not fun when you are in a continual state of healing, and know that you have damage that will likely be permanent. Forge hard ,but forge smart. Don't be stupid like me. JOHN ZILE.

Acetylene Safety Tip from Ted Stout

Please pass this on to anyone you know who use oxy-acetylene. Also, add to this that we should never use an acetylene tank that has been transported on its side for at least two hours after it has been set up vertical. Never open it more than 1/2 turn and never set the pressure over 15 psi. All these rules can help save a live. Free acetylene is a white goey liquid that when exposed to air is highly explosive.

Ted Stout

Editors note: the photo at right is the remnant of a plumbers van that contained a leaking acetylene tank.



News from Burton

2009 was a good year with only three raffles. Total revenues were down compared to past years but we made our projected average per festival. We did \$686.50 in total and took in two membership.

The club installed a railing at the entrance of the Law House (I think that is the right name). The same day we cleaned up the Milk house, demo storage area and got everything in order for the winter

Thanks go out to all who participated!! The first festival this year is Civil War.

WRABA members have an invitation to place in the Crossroads Store at Century Village. You place a price on your item and Century Village adds a percentage.

If there is interest WRABA can place a 3 ring notebook in the store with pictures of your work and contact information. If interested contact Bob Temple.

Those members having tough times are reminded that the WRABA By Laws provide for donations of blacksmith items that sell for \$20 or more to cover dues.

The By Laws also request ALL members to do one of the following: hammer at Burton, donate a raffle item, demonstrate or have a hammer-in, or publish an article in the news letter. Do your part as a member to keep the club viable.

M.I.A. at Burton:

1. One hot cut hardy from the small anvil. M.I.A. since the June conference 2009. Misplaced in some one's tool box?? All members who generously provided tools for the conference please check your tool boxes.

2. Angle grinder, brand new Dewalt M.I.A. 2009

3. Hinge jigs 1 large and 1 small (set made at Ralphs' during hinge jig work shop.

IF YOU HAVE BORROWED ANY OF THESE PLEASE RETURN THEM

The Club has tools and items that are available to the members, coffee pots, tools, canopy at Burton. They can be borrowed for short periods by club members however you must call Bob Temple 330 889 3952 and let him know where everything is so we don't come up short at Festivals or Hammer-ins

Some suggested Items for the Civil War:

- | | | |
|--|--------------------|---|
| 1. Campfire tripods | 2. Grills | 3. Flagpole holders |
| 4. Dutch oven lid lifters | 5. Candle holders | 6. Lanterns |
| 7. Ridgepole hooks | 8. Tent stakes | 9. Camp Ware, knives, forks, spoons, sporks |
| 10. Serving Ware, dippers, spoons, forks, pots | 11. Rabbit cookers | 12. Campfire cross bars for hanging pots |



Items such as this cooking tripod can be donated. Small groups can get together to forge items. This was made by a group of Rocky Whitfield, Ken Tucker, Bob Brown, Don Pfaff, Bob Temple.

Gallery Open to Public
"Green Coal" Forges
Memphis Style Banquet
Top Demonstrators
Tailgate Heaven
Vendors for the Craft
Lectures & Workshops

"We will preserve a meaningful bond with the past. We will serve the needs of the present, and we will forge a bridge to the future. Function and creativity is our purpose. Our task is great and so is our joy."

Dimitri Gerakaris, 1973



Agricenter International

Memphis Tennessee

June 2-5

Log on ABANA.org website and sign-up for Constant Contact emails, email address in the box at the bottom of the home page, click on “Get ABANA Email”. You will receive periodic ABANA 2010 Conference News.

The ABANA 2010 Conference will be held at the Agricenter International in Memphis, TN. Located at 7777 Walnut Grove Road, from I-240, on the east side of Memphis, take Exit 13 and drive east on Walnut Grove Road approximately 4.2 miles to Farm Road and turn south, go .1 mile.

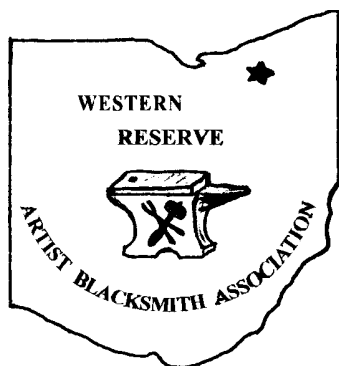
ABANA 2010 Conference Demonstrator Schedule

Note: Amit & Tsur times are set. All others are moveable.

[illegible]

Western Reserve Artist Blacksmith Association

6374 Lake Rd. W.
Madison, Ohio
44057



Send To:

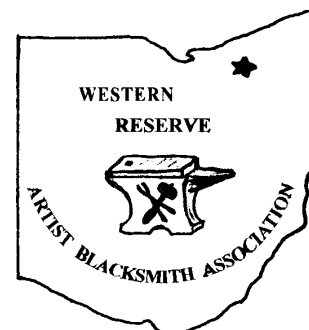
**W
R
A
B
A**

Forwarding Address requested postage guaranteed

"Tales of the Western Reserve"

WRABA MEMBERSHIP APPLICATION

Name: _____
Spouse's Name _____
Address: _____
City: _____ State: _____ Zip: _____
Home Phone: _____
E-mail: _____
Forge Name: _____
Occupation _____
What areas of metalworking are you interested in? _____



Smithing:

Professional___ Hobbyist___ Beginner___ Advanced___

Dues are payable by MARCH 1st. \$20. yearly single \$25. yearly family

(new members prorated quarterly: March-May, June-August, Sept.- Nov. and Dec.-Feb.)

New membership_____ Renewal_____ Date_____

Send application and dues to:

WRABA

**6374 Lake Rd. W.
Madison, Ohio 44057**

**W
R
A
B
A**